

Cabinet

3 November 2021



Working in partnership with **Eastbourne Homes**

Time and venue:

6.00 pm in the Court Room at Eastbourne Town Hall, Grove Road, BN21 4UG

Membership:

Councillor David Tutt (Chair); Councillors Stephen Holt (Deputy-Chair) Margaret Bannister, Jonathan Dow, Alan Shuttleworth, Colin Swansborough and Rebecca Whippy

Quorum: 3

Published: Tuesday, 26 October 2021

Agenda

1 Minutes of the meeting held on 15 September 2021 (Pages 5 - 8)

2 Apologies for absence

3 Declaration of members' interests (Please see note at end of agenda)

4 Questions by members of the public

On matters not already included on the agenda and for which prior notice has been given (total time allowed 15 minutes).

5 Urgent items of business

The Chairman to notify the Cabinet of any items of urgent business to be added to the agenda.

6 Right to address the meeting/order of business

The Chairman to report any requests received to address the Cabinet from a member of the public or from a Councillor in respect of an item listed below and to invite the Cabinet to consider taking such items at the commencement of the meeting.

7 Recovery and Reset Programme (Pages 9 - 16)

Report of Chief Executive
Lead Cabinet member: Councillor David Tutt

8 Eastbourne Carbon Neutral 2030: Annual Report (Pages 17 - 56)

Report of Deputy Chief Executive and Director of Regeneration and Planning
Lead Cabinet member: Councillor Jonathan Dow

Information for the public

Accessibility:

Please note that the venue for this meeting is wheelchair accessible and has an induction loop to help people who are hearing impaired. This agenda and accompanying reports are published on the Council's website in PDF format which means you can use the "read out loud" facility of Adobe Acrobat Reader.

Filming/Recording:

This meeting may be filmed, recorded or broadcast by any person or organisation. Anyone wishing to film or record must notify the Chair prior to the start of the meeting. Members of the public attending the meeting are deemed to have consented to be filmed or recorded, as liability for this is not within the Council's control.

Public participation:

Please contact Democratic Services (see end of agenda) for the relevant deadlines for registering to speak on a matter which is listed on the agenda if applicable.

Information for Councillors

Disclosure of interests:

Members should declare their interest in a matter at the beginning of the meeting.

In the case of a disclosable pecuniary interest (DPI), if the interest is not registered (nor the subject of a pending notification) details of the nature of the interest must be reported to the meeting by the member and subsequently notified in writing to the Monitoring Officer within 28 days.

If a member has a DPI or other prejudicial interest he/she must leave the room when the matter is being considered (unless he/she has obtained a dispensation).

Councillor right of address:

Councillors wishing to address the meeting who are not members of the committee must notify the Chairman and Democratic Services in advance (and no later than immediately prior to the start of the meeting).

Democratic Services

For any further queries regarding this agenda or notification of apologies please contact Democratic Services.

Email: committees@lewes-eastbourne.gov.uk

Telephone: 01323 410000

Council website: <https://www.lewes-eastbourne.gov.uk/>

Modern.gov app available: View upcoming public committee documents on your device.
Free modern.gov [iPad app](#) or [Android app](#) or [Microsoft app](#) .

This page is intentionally left blank



Working in partnership with **Eastbourne Homes**

Cabinet

Minutes of meeting held in Court Room at Eastbourne Town Hall, Grove Road, BN21 4UG on 15 September 2021 at 6.00 pm.

Present:

Councillor David Tutt (Chair).

Councillors Stephen Holt (Deputy-Chair), Margaret Bannister, Jonathan Dow, Alan Shuttleworth, Colin Swansborough and Rebecca Whippy.

Officers in attendance:

Robert Cottrill (Chief Executive), Homira Javadi (Chief Finance Officer), Ian Fitzpatrick (Deputy Chief Executive and Director of Regeneration and Planning), Tim Whelan (Director of Service Delivery), Becky Cooke (Assistant Director for Human Resources and Transformation), Oliver Dixon (Head of Legal Services), Ola Owolabi (Deputy Chief Finance Officer (Corporate Finance)) and Simon Russell (Head of Democratic Services).

Also in attendance:

Councillor Penny di Cara (Opposition Deputy Leader), Councillor Kshama Shore OBE (Shadow Cabinet Member) and Councillor Robert Smart (Opposition Leader).

20 Minutes of the meeting held on 14 July 2021

The minutes of the meeting held on 14 July 2021 were submitted and approved and the Chair was authorised to sign them as a correct record.

21 Apologies for absence

None were reported.

22 Declaration of members' interests

None were declared.

23 Corporate performance - quarter 1 - 2021/22

The Cabinet considered the report of the Chief Finance Officer and Deputy Chief Executive/Director of Regeneration of Planning, updating members on the Council's performance against Corporate Plan priority actions, performance indicators and targets for the first quarter of the year 2021-22.

Performance highlights for the quarter included benefits processing, planning applications processing and social media engagement. Thanks were conveyed to officers for these highlights. Commentary on those performance indicators

that were currently below target was detailed in the report.

Part B of the report detailed the Council's financial performance for the same quarter. Based on the information to date, the report detailed that the expected use of the capitalisation direction was likely to be reduced by £3.5m to £2.5m, mainly because of the additional Recovery & Reset (R&R) savings and Cultural Recovery Fund grant. Thanks were conveyed to officers on their continued work on the R&R programme.

Visiting members, Councillors di Cara, Shore and Smart addressed the Cabinet on this item. A breakdown of the figures related to household waste sent for reuse, recycling and composting would be circulated following the meeting. The Cabinet also advised that the Council was waiting for a Central Government announcement on possible funding to assist those authorities that don't currently collect food waste.

Resolved (Non-key decision):

(1) To note the achievements and progress against Corporate Plan priorities for 2021-22, as set out in Part A of this report.

(2) To note the General Fund, HRA and Collection Fund financial performance for the quarter, as set out in Part B of the report.

Reason for decisions:

To enable Cabinet members to consider specific aspects of the Council's progress and performance.

24 Medium Term Financial Strategy

The Cabinet considered the report of the Chief Finance Officer, providing them an update on the process and approach to the Council's Medium Term Financial Strategy for the period 2021/22 to 2024/25.

The Medium Term Financial Strategy (MTFS) sets the strategic financial direction for the Council and is regularly updated as it evolves and develops throughout the year to form the framework for the Council's financial planning. The report outlined the proposed process for the MTFS for the period 2021/22 to 2024/25, which ultimately leads to the setting of the Council's budget in February 2022.

The MTFS is shaped by the national economic background and external factors such as the impact of Covid-19 and Brexit, inflation, interest rates, Public Sector Pay and Factors affecting demand-led services would be analysed in undertaking a mid-year review of the Strategy.

Visiting member, Councillor Smart addressed the Cabinet on this item.

Resolved (Key decision):

To note the background to the Medium Term Financial Strategy for 2022/23 and approve the approach outlined in this report.

Reason for decision:

To progress the Medium Term Financial Strategy process and update Cabinet on the background to this.

25 Planning Technical Advice Notes for Sustainability

The Cabinet considered the report of the Deputy Chief Executive and Director of Regeneration and Planning, seeking their approval for the publication and use of three Planning Technical Advice Notes. The Notes would advise developers and planning applicants on how they can contribute towards achieving sustainability in new developments.

Visiting member, Councillors di Cara addressed the Cabinet on this item.

Resolved (Key decision):

(1) To agree the publication and use of the Sustainability in Development Technical Advice Note contained at Appendix 2 to the report.

(2) To agree the publication and use of the Biodiversity Net Gain Technical Advice Note contained at Appendix 3 to the report.

(3) To agree the publication and use of the Electric Vehicle Charging Point Technical Advice Note contained at Appendix 4 to the report.

(4) To provide delegated authority to the Director of Regeneration and Planning, in consultation with the Portfolio Holder for Place Services and Special Projects, to make minor or technical amendments to the Technical Advice Notes prior to their publication or as otherwise required following publication.

Reasons for decisions:

(1) To publicise the Council's expectations for the incorporation of sustainability issues, biodiversity net gain and electric vehicle charging points in planning applications

(2) To make minor amendments to address technical or drafting issues.

The meeting ended at 7.07 pm

Councillor David Tutt (Chair)

This page is intentionally left blank

Agenda Item 7

Report to:	Cabinet
Date:	3 November 2021
Title:	Recovery and Reset Programme
Report of:	Robert Cottrill, Chief Executive
Cabinet member:	Councillor David Tutt, Leader of the Council
Ward(s):	All
Purpose of report:	To update on progress of the Recovery and Reset Programme
Decision type:	Key
Officer recommendation(s):	1) Note the progress made with the Recovery and Reset Programme 2) Agree the Priority Based Budget proposals at Appendix A
Reasons for recommendations:	The Recovery and Reset Programme provides a structured and accountable approach for delivering the level of significant organisational change needed to respond to current and future challenges
Contact Officer(s):	Name: Lee Banner Post title: Transformation Programme Manager E-mail: lee.banner@lewes-eastbourne.gov.uk Telephone number: 07894 237929

1 Introduction

- 1.1 Following the emergence of the Covid-19 pandemic in early 2020 and the subsequent impact on the economy (both for the council and the borough), the council created the Recovery and Reset (R&R) programme as a means of managing the priority activity to address the challenges of the new operational context in a sustainable way, and to respond to the changing needs and demands of the borough's residents.
- 1.2 Over the last year, R&R activity has made sound progress in delivering the required changes in support of the council's response to the Covid-19 pandemic and the work to manage the significant budget shortfall over the next four years (Medium Term Financial Strategy [MTFS] period).
- 1.3 The R&R programme consists of four focus areas: best use of digital, reshaping delivery, best use of assets, and restart. This report provides an update on the R&R activity over the last period and the proposals set out have been developed within the context of the R&R programme.

2. Financial Context

- 2.1 As previously reported, the council was granted capitalisation directions for 2020/21 (£6.8m) and 2021/22 (£6.0m).
- 2.2 In accepting the capitalisation direction, the council committed to an external assurance review being undertaken by CIPFA. The review took place over the summer and the final report and any associated actions for the council are currently awaited. An update will be provided to Cabinet once the final report/action plan has been received.
- 2.3 The table below sets out the budget challenges which were reported in the updated MTFs reported to Cabinet in September. This shows that savings of £5.917m have already been identified for 2022/23, but a forecast budget gap of £635,000 remains which would need to be funded from balances or further savings. Future years will require savings of £6.7m to ensure balanced budgets and to enable balances to be increased again.

	2022/23 £m	2023/24 £m	2024/25 £m
INITIAL FORECAST GAP	6.552	6.694	6.323
Less R&R Savings	-5.917	-6.700	-6.700
Contribution to/from (-) Balances	-0.635	0.006	0.377
NET RESULT	0.000	0.000	0.000

- 2.4 The budget planning process for 2022/23 is well underway and an update position will be reported to Cabinet in December.

3. Priority Based Budgeting

- 3.1 Cabinet previously received a report which explained the Priority Based Budgeting work being undertaken to reduce the need for borrowing and to address the projected budget shortfall in 2022/23. Cabinet approved a number of service and organisational changes. It was noted that a further report would present what further changes would need to be made to address the financial situation.
- 3.2 Through the Priority Based Budgeting approach, each area of the council's expenditure has been scrutinised, and a range of budget reduction options prepared for members' consideration. For each service area, three levels of reduction were tested, with weight being given to:
- where efficiencies could be achieved without reduction in service levels
 - minimising the potential impact on residents
 - whether the service was statutory or discretionary
 - managing and mitigating any risks associated with the service change
 - whether the change could be short-term and reversible
- 3.3 The table at Appendix A sets out the latest proposals that have been developed as a result of these considerations. Some of these proposals will deliver a level of budget reduction in the current financial year, whilst others will yield savings,

or increased income generation, from 2022/23. These savings are now being incorporated into the 2021/22 revised and 2022/23 draft budgets and, as mentioned above, will be reported to Cabinet in December.

- 3.4 The savings set out in Appendix A are critical in delivering a balanced budget for 2021/22 and, further, will allow for a reduced borrowing requirement. The savings also go a considerable way in delivering the reductions needed for 2022/23. At the time of writing this report, work continues at pace to assess the impact from the rising inflation and supply costs on the baseline in order to finalise plans which will address the remaining budget gap.

4. Recovery and Reset Progress

- 4.1 A range of key outcomes and benefits have been delivered (in addition to those previously reported to Cabinet) by the R&R programme so far, including:
- The Digital Democracy project has launched the Modern.Gov system with members and officers for the electronic management of meeting agendas and papers.
 - The project to explore a new Revenues and Benefits system will be completing the procurement stage within the coming weeks. Details of the savings and efficiencies delivered through this project will be confirmed in the next update to Cabinet.
 - A project to explore options for the identification of a single system to manage Environmental Health and Licensing activity has commenced with the aim of delivering operational benefits, efficiencies and savings.
 - The council has agreed a 5-year lease with the Department for Works and Pensions for the vacated space at 1 Grove Road. The arrangement will generate income of £2.37m for the council over the life of the lease.
 - Following the successful pilot to automate a number of processes, options to exploit technology further to support delivery of a number of transactional activities within Customer First are being finalised.
 - Following consultation with staff, hybrid ways of working have been implemented across the council, including:
 - Creation of flexible working styles so that staff can work from the most appropriate location for their role and preferences, and in the best way to collaborate effectively with their colleagues.
 - Hybrid meeting technology has been installed in the Town Hall to enable seamless interaction between members and officers in the building and others who dial in remotely.
 - A staff social club – the Watercooler – has been developed by staff and implemented to support their informal interaction and connection when working in a hybrid way.
 - Reshaping exercises have been completed in a number of service areas, delivering savings in-year and for future years. The level of savings will be confirmed following recruitment to a small, remaining number of roles.
 - A review of the capital programme was completed ahead of the annual budget process.
 - The Covid-19 community hub helpline continues to operate but has experienced a very low level of activity in recent months.

- The council continues to focus on how it can support social and economic recovery going forward.

5. Consultation

- 5.1 No further consultation/consideration of consultation is required for the content of this report.

6. Corporate Plan and Council Policies

- 6.1 This report does not significantly adversely impact on the council's long-term strategic aims as set out in the Corporate Plan and associated policies.

7. Business Case and Alternative Option(s) Considered

- 7.1 In arriving at the proposals in this report, extensive options appraisal work was undertaken using a Priority Based Budgeting approach. Other savings options were considered and discounted because of the potential for their greater adverse impact on local residents, businesses or the economy. It is considered that the recommendations in this report provide the least disruptive and most sustainable way for the council to address its short-term financial challenges.

8. Financial Appraisal

- 8.1 As set out in the report.

9. Legal Implications

- 9.1 The Priority Based Budgeting proposals recommended for Cabinet approval are necessary to achieve financial sustainability over the medium-term; they also represent a reasonable and proportionate set of measures, taking into account the factors at paragraph 3.2 above. This, together with the equality considerations mentioned at 11.1, makes the proposals acceptable in public law terms, once approved by Cabinet.

Legal advice will be provided in support of any action plan stemming from the external assurance report mentioned in paragraph 2.2.

Lawyer consulted 14.10.21

Legal ref: 010496-EBC-OD

10. Risk Management Implications

- 10.1 The risks within R&R are regularly assessed and managed as part of the R&R and project management activities. The identification and management of any significant risks in relation to the programme will be reported to CMT and the R&R Member Board, along with mitigation plans to address them. With regard to the Priority Based Budgeting proposals specifically, all have been subject to project management discipline including appropriate risk and impact assessment processes.

11. Equality Analysis

- 11.1 An Equality & Fairness Analysis has been undertaken on the R&R proposals. The outcome of this was reported to Cabinet in July. Screening of the additional proposals did not find any further risk of adverse impact on groups with protected characteristics.

12 Environmental Sustainability Implications

- 12.1 The proposals in this report do not adversely impact on the council's long-term carbon reduction aims, as set out in the EBC Climate Emergency Strategy.

13. Appendices

Appendix A: Priority Based Budgeting proposals

14. Background Papers

The background papers used in compiling this report were as follows:

- MHCLG capitalisation conditions

This page is intentionally left blank

Recovery and Reset Programme Savings

Appendix A

	2021/22	2022/23	Rating
Reshaping Services	£		
HR reshaping	13	13	
IT reshaping	54	54	
Homes First reshaping	75	650	
Environment First reshaping	25	50	
Customer Contact – further reshaping	60	60	
Neighbourhood First reshaping	115	140	
Legal reshaping	50	50	
CMT reshaping	108	108	
Conferences reshaping	30	30	
Visitors team reshaping	40	40	
Tourism & Culture marketing and PR reshaping	35	35	
Heritage Service reshaping	50	68	
Financial Services reshaping	0	80	
Business Planning and Performance reshaping	93	186	
Planning Policy reshaping	50	50	
Voluntary & Community Grants inc Ward Budgets	125	250	
Contract cleaning	50	100	
Refuse – AWC	206	249	
Weed control	21	21	
Street cleansing	75	150	
Grounds maintenance	0	400	
Coastal engineering (parades)	36	48	
Public conveniences	0	150	
Consolidate grounds maintenance operations	0	100	
Events programme – cost neutral	100	100	
Events programme – Airbourne	145	145	
Bulky waste – cease free collections	20	40	
Trade waste	0	150	
Garden waste	0	40	
CT reduction for second homes	0	22	
Pre-application planning advice	15	15	
RESHAPING TOTAL	1,591	3,594	
Best Use of Assets			
Leisure Centre	0	20	
Sovereign Leisure Centre	0	100	
Cultural exemption	0	500	
Congress	60	100	
Golf Course	0	43	
Welcome building – vaccination centre	30	0	
Devonshire Park Theatre	280	280	
Close 1 Grove Road and let out	250	475	
Victoria Mansion (food street)	0	40	
HPR – relet	0	145	
Rental income recovery	30	120	

Asset rationalisation	20	40	
DORO shares	120	120	
Langney playing fields	10	10	
Sale of Cornish Cottages	0	30	
BEST USE OF ASSETS TOTAL	800	2,023	
Corporate			
Reduced cost of capitalisation - estimate	0	300	
TOTAL SAVINGS	2,391	5,917	

Blue	Delivered
Green	On Track
Amber	To Be Confirmed

Agenda Item 8

Report to:	Cabinet
Date:	3 November 2021
Title:	Eastbourne Carbon Neutral 2030: Annual Report
Report of:	Ian Fitzpatrick, Deputy Chief Executive and Director of Planning and Regeneration
Cabinet member:	Councillor Jonathan Dow - Lead Member for Climate Change
Ward(s):	All
Purpose of report:	To note progress to date and approve publication of the Annual Update (Appendix 1)
Decision type:	Key
Officer recommendation(s):	(1) To approve the 'Eastbourne Carbon Neutral 2030' Annual Update as attached in Appendix 1 for publication on the website (2) For Cabinet to note progress to date on the strategy action plan as contained within Appendix 1
Reasons for recommendations:	To progress towards the aims of achieving Eastbourne Carbon Neutral 2030 as resolved in July 2019
Contact Officer(s):	Name: Kate Richardson Post title: Sustainability Lead E-mail: kate.richardson@lewes-eastbourne.gov.uk Telephone number: 01323 415202

1 Introduction

1.1 This paper reports on the progress of the Climate Emergency Strategy adopted one year ago and action plan that was approved by cabinet in November 2020 as a result of the Climate Emergency Declaration made at Full Council in July 2019. The strategy sets out the borough wide vision for Eastbourne Carbon Neutral by 2030 (ECN2030).

This is being published in November which coincides with the UN Climate Summit, COP26, being hosted in Glasgow.

1.2 The report provides an overview of how work has progressed on the initial action plan and how this work has evolved over the last year. It provides an update to the policy context within which we are working as Central Government catch up on their strategy commitments post-Covid, and a brief summary of the key

findings of the 'Working Group I' contribution to the IPCC's 6th assessment report on the physical science basis of climate change.

1.3 Appendix 1 has been brought forward for approval by Cabinet. It is designed to contain the same information as this report plus a little more on specific projects. The Appendix will be placed as a standalone document on the council climate change web page alongside the Strategy itself.

1.4 The report provides a summary emission report for the years 2019/20 and 2020/21 along with a progress summary against the baseline year 2018/19.

It shows that there has been a 15% reduction on the baseline. This reduction should be viewed through a Covid pandemic lens taking into account the reduced use of some of our buildings.

The council is now on a zero carbon green electricity tariff and from next year will report zero emissions from its electricity use through we will still seek to reduce consumption as best practice dictates and in order to mitigate against market price increases.

This data has highlighted issues with the fuel and power consumption of buildings even when they are used less. The council acknowledges that the decarbonising of heat and the improvement of building management is key to meeting our carbon reduction targets.

1.5 Scope 3 (indirect) emissions data is being gathered and work continues to improve the amount and quality of the data collected to enable the council to manage and reduce those emissions for which we are responsible.

1.6 The carbon footprint of the borough has reduced by 6.8%.

No analysis is carried out on the borough data and it is provided for monitoring purposes only this year. A more in-depth analysis of borough and council emissions will be carried out in 2024/25. This should enable a review of the figures pre, during and post Covid-19 lockdowns.

Partnership working remains key to the success of any local authority's climate change and carbon reduction ambitions and this is no different for Eastbourne Borough Council. Working with our partners such as: the Eco-Action Network; the Sussex Local Nature Partnership; the South Downs National Park and the Universities of Brighton and Sussex; as well as our neighbouring local authorities and other community groups, we have progressed regional and local projects regarding: the use of hydrogen as a fuel through Hydrogen Sussex; the decarbonisation of social housing; the retrofitting and decarbonisation of private sector housing; the potential use of community investment; enabled funding bids by others; produced a regular sustainability email bulletin for residents and one on the theme of 'Reduce, Reuse, Recycle'; nature based solutions for carbon capture regionally; grant funded local projects and made land available for tree planting projects, amongst many other things that are detailed within the update to the Theme Areas and the Action Plan Update within Appendix 1.

2 Update to the national policy context

2.1 The Environment Bill

This bill is key to the implementation of legally binding targets for environmental improvement and initiatives such as reversing wildlife decline, animal re-introduction, tree planting, and deposit return schemes. It remains in progress as the Government consider the Lords proposed amendments.

Energy White Paper

Published in December 2020 this paper sets challenging ambitions for enabling net zero energy by 2050 and what it will mean for consumers and businesses.

Future Homes Standard

In January 2021 the government published their response to the future homes standard consultation. It outlines what changes will be made to building regulations to improve the energy efficiency of new homes and the pace that these changes will occur. The standard intends to ensure that all new homes built from 2025 will produce 75-80% less carbon emissions than homes delivered under current regulations and that these homes will no longer be reliant on fossil fuels, requiring no future refurbishment to reach zero carbon status.

Bus Back Better

This strategy was published in March 2021 and sets out the vision and opportunity to deliver better bus services across England. Contained within it is a requirement for the local transport authority, East Sussex County Council, to publish a local Bus Service Improvement Plan.

Decarbonising Transport - a better greener Britain

Published in July this strategy commits the government to, amongst other things, decarbonising all forms of transport, decarbonising the freight and logistics sector and maximising the benefits of low carbon fuels.

UK Hydrogen Strategy

This policy paper published in August 2021, sets the approach the government is taking to developing the low carbon hydrogen sector to meet the UK ambition of 5GW low carbon hydrogen production capacity by 2030.

The Heat and Buildings Strategy

This strategy was published in October 2021. It sets out how the UK will decarbonise our homes, and our commercial, industrial and public sector buildings by 2050. There is clear emphasis on heat pumps and the need to drive down the costs of this technology. It sets the date of 2035 by which time the Government expects all new domestic heating systems to be low carbon and sets out a new grant scheme to facilitate early take up from April 2022.

3 Evidence base update

- 3.1 The Intergovernmental panel on climate change (IPCC) is now in its sixth assessment cycle in which the IPCC is producing the 6th Assessment Report

(AR6) due for release in 2022. The synthesis report will frame and assess the historical, current and future of climate change science globally and is contributed to by the IPCC 3 Working Groups.

The IPCC Working Group I (WGI) examines the physical science underpinning past present and future climate change and their report published in August '[AR6 Climate Change 2021: The Physical Science Basis](#)' underpins the remaining two working groups reports for the AR6 Synthesis Report. The WGI assessment provides scientific information relevant for the global community to meet the challenge of climate change. As well as the global scale, WGI looks at variability and change that is happening at a regional level which is closely tied to how impacts and risks to human and natural systems are changing overtime. This report supports the fundamental reasons why the climate change and sustainability strategy within Eastbourne and beyond is so important at a global scale By bringing together the latest advances in climate science and combining multiple lines of evidence from paleoclimate, observations, process understanding, and global and regional climate simulations .

3.2 Key findings of the WGI include (but not limited to):

- It is unequivocal that human influence has warmed the atmosphere ocean and land. Widespread and rapid changes in the atmosphere, ocean, cryosphere and biosphere have occurred.
- The scale of recent changes across the climate system as a whole and the present state of many aspects of the climate system are unprecedented over many centuries too many thousands of years
- Human induced climate change is already affecting many weather and climate extremes in every region across the globe. Evidence of observed changes in extremes such as heat waves, heavy precipitation, droughts, and tropical cyclones, and, in particular, their attribution to human influence, has strengthened since the 5th Assessment Report.
- Global surface temperature will continue to increase until at least the mid century under all emissions scenarios considered . Global warming of 1.5 degrees C and two degrees C will be exceeded during the 21st century unless deep reductions and carbon dioxide and other greenhouse gas emissions occur in the coming decades .
- Many changes in the climate system become larger in direct relation to increasing global warming .
- Continued global warming is projected to further intensify the global water cycle including its variability and the severity of wet and dry events
- Many changes due to past and future greenhouse gas emissions are irreversible for centuries to millennia, especially changes in the ocean, ice sheets and global sea level.
- With further global warming, every region is projected to increasingly experience concurrent and multiple changes in climatic impact drivers. Changes in several climatic impact drivers would be more widespread at 2 degrees C compared to 1.5 degrees C global warming and even more widespread and or pronounced for higher warming levels.
- Low likelihood outcomes, such as ice sheet collapse, abrupt ocean circulation changes, some compound extreme events and warming

substantially larger than the assessed *very likely* range of future warming cannot be ruled out.

- From a physical science perspective, limiting human induced global warming to a specific level requires limiting cumulative CO₂ emissions, reaching at least net zero CO₂ emissions, along with strong reductions in other greenhouse gas emissions.

4 Eastbourne Borough Council Carbon Emission Report

4.1 This report provides a summary of the carbon report for the financial years 2019/20 and 2020/21 along with a comparison of these years with the baseline 2018/19

4.2 From 2018/19 to 2020/21 the Council's scope 1 & 2 emissions have reduced by just over 15% in total.

Table 1 provides a breakdown of emissions by source.

There has been a 0.6% decrease in emissions from gas consumption and a 25% decrease in electricity consumption. All consumption reductions for 20/21 against the baseline must be viewed with a COVID lens as many of our corporate buildings were not used as much during this time.

Our electricity emissions reduction on the base year is 70%.
See table 2 in Appendix 1 for a consumption-emissions comparison.

The bulk of our emissions savings have been made through the move to a verified green electricity tariff. This is a REGO backed tariff and the Council can claim it as zero carbon. We still account for transmission and distribution losses as scope 3 emissions. The Council moved onto the new green tariff on 1st October 2020. It remains key to reduce our consumption through energy efficiency measures as this will also reduce our scope three emissions and reduce our burden on the grid supply.

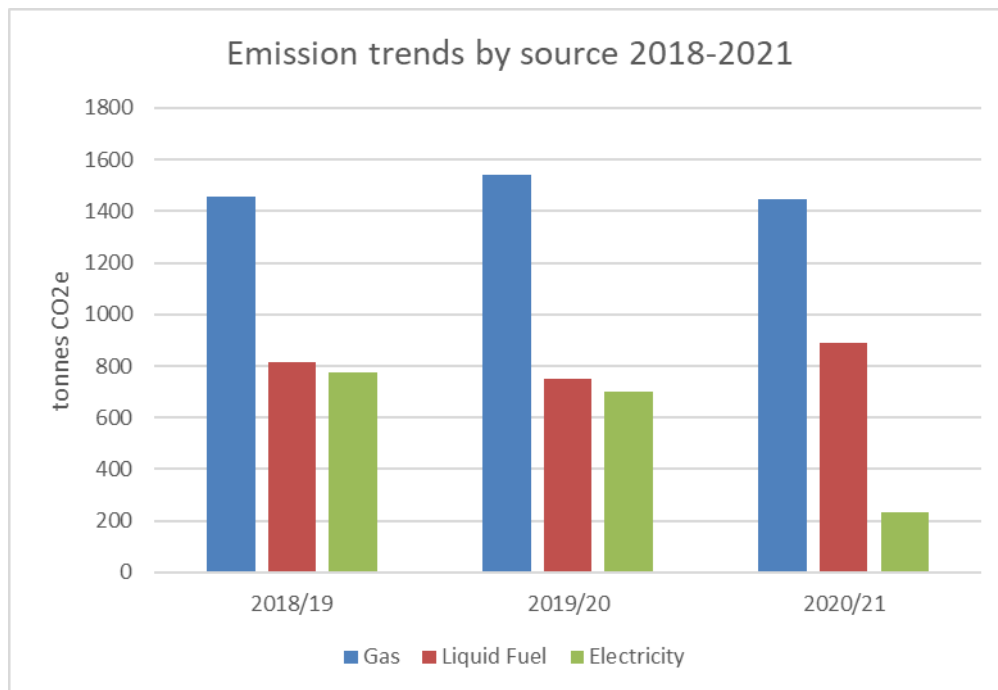
It appears that there is an increase in consumption of diesel of 12%. In 2018/19 refuse collection fuel data was fully estimated due to the new formation of this service (SEESL) in 2019 and the lack of data from the outgoing contractor. The first full year of service collected data is therefore 2020/21 so this year better reflects an accurate record of fuel consumption prior to the implementation of alternate weekly collection in some parts of the town in April 2021. We await the 2021/22 data to assess the impact of this change to collections on both fuel consumption and recycling rates.

There has also been an improvement to the recording of fuel deliveries made to both Eastbourne Golf Course and the Devonshire Park complex though this is a very small proportion of overall fuel consumption and an increase has been seen in the consumption from vehicles attributed to neighbourhood based teams. This highlights the need to transition the smaller fleet and maintenance vehicles to low carbon alternatives as soon as practicable in order to continue to provide the quality of service our residents expect whilst meeting our carbon commitments.

Table 1. Eastbourne Borough Council emissions table

Emissions source	Tonnes CO2e		
	2018/19	2019/20	2020/21
Gas	1457.3*	1541.2*	1449*
Liquid Fuel	815.4	751.9	891.3
Electricity	774.2*	701.7*	233.6*
Total	3046.9*	2994.8*	2573.9*

* the council expects to revise these figures upwards once data is received for the Sovereign Leisure Centre (gas and electricity) and the Congress Theatre (gas only)



4.3 There are 2 omissions from this year’s figures, that of the Sovereign Leisure Centre now that it is managed in-house and the Congress Theatre, for which we are missing gas consumption data. Work is underway to incorporate these figures as soon as possible.

5 Scope 3 emissions

5.1 The Council continues to expand upon its Scope 3 emissions reporting. This year’s report is contained within Table 4 of Appendix 1.

The Council acknowledges that our greatest source of emissions will be from our purchasing and contracting and continues to improve reporting methods. The Council is starting to include clauses in contracts requiring suppliers to report emissions attributed to the contract. We aim to include similar clauses in more contracts moving forward.

6 Eastbourne Borough Carbon Emissions Summary

6.1 BEIS data is reported in the table below for the years 2017, 2018 and 2019.

The main source of emissions within the borough remains buildings, closely followed by transport.

The Tyndall Centre and the University of Manchester have carried out analysis that recommends a minimum of a 12.3% per year reduction to deliver a Paris aligned carbon budget. The borough as a whole is a long way off meeting this year on year reduction.

The Tyndall Centre 2021 budget tool suggests a cumulative carbon dioxide emission budget of 2.1 million tonnes for the period 2020 to 2100.

At current rates we will use our entire 80 year budget in less than 7 years.

6.2 Eastbourne Borough Council has pledged to help make Eastbourne Carbon Neutral by 2030 and will continue its partnership working to help meet this goal. We must not be put off by the challenge but must rally together and work together to improve the environment of our town for our residents, children, businesses and visitors now and in the future in order to mitigate global climate change.

6.3

Data Source	2017	2018	2019
BEIS data- UK local authority and regional CO2 emissions – data tables (excel) 'territorial emissions'	297.6 kt CO ₂	294.9 kt CO ₂ (less than 1% reduction on 2017)	277.4 kt CO ₂ (6.8% reduction on 2017)

7 The Climate Emergency Strategy -Theme and Action Plan Update

7.1 The strategy currently contains 68 of actions across 7 action areas. A summary of work to date is below- please see the full spreadsheet in section 6 for more information of actions within each area.

40 actions (59%) are currently reported as green, 35% are amber and 6% (4) are red.

Please see Appendix 1 for the full updated action plan.

7.2 Housing and Energy

- The bulk of work within this action area has focused on our social housing, the allocation of government grant funding through the local authority delivery aspect of the green homes grant scheme.
- With regards to our social housing stock, we have completed the stock condition surveys and are currently analysing the data with our consultants. The council is continuing to progress the Decarbonising Our Housing Stock (DOHS) project by working with the Greater Brighton

Economic Board, other local authority partners and universities. Feasibility studies for a pilot project are being undertaken and options for grant funding are being reviewed.

- We have reviewed our tenants experience of having solar panels on their properties and been promoting various environmental activities through tenant publications and events.
- The Council is due to complete its first new modular housing project in Langney Road. These affordable and sustainable council homes were made by Boutique Modern in their Newhaven factory and exemplify the Council's 'Fabric First' approach by having 'super insulation', the Council's commitment to sourcing more local materials and for energy generation through roof mounted solar panels.
- The Council has agreed a new technical advice note for developers that place a greater emphasis on sustainability, both in the planning phase of construction and when work is underway on site. The planning technical advice note (TAN) will apply to any new homes or commercial development, large or small, in the town.
- The Council has helped providers of Government grants to reach Eastbourne residents through 2021 and has been involved in future grant bids for schemes due to start in October 2021 and Jan 2022.
- The Council took part in the publicity of the Solar Together scheme which will in due course provide residents with very competitively priced solar panels.

7.3 **Transport**

- Steps have been taken by Councillors to progress better working with the town's bus operators.
- The Council has moved a step forward towards procurement of an electric vehicle charge point provider and it is hoped this contract will be in place by the end of 2021.
- A new Electric Vehicle Charging Points Technical Advice Note (TAN) has been adopted and sets out the requirements for these charging points to be provided in new housing and commercial developments.
- This theme area was negatively impacted by staffing issues during 2021, thankfully these issues have now been resolved and once statutory responsibilities have been met the Council hopes to further progress sustainable travel and air quality actions.
- Research is underway to improve the emissions from the waste collection fleet and to electrify smaller vehicles.

7.4 **Workplaces**

- Beachy Head Story gift shop has opened, stocking various environmentally conscious and recycled products. The site will continue to investigate new and innovative stock.
- Devonshire Park and Eastbourne Golf Course have replaced diesel powered hand tools with electric versions- these are charged on the corporate zero carbon tariff.

- Land and asset review is nearing completion.
- The use of Single Use Plastics (SUPs) has increased within Tourism and Events due to Covid requiring more a more cautious approach to water distribution at events like the marathon (where plastic bottles will be given out) but work is underway to reduce this again as soon as possible.
- A £1500 grant was provided to the EcoEd 2030 group for progressing their school based energy saving initiatives.

7.5 **Biodiversity**

- The Council has adopted a Biodiversity Strategy and has incorporated these actions within the climate change and sustainability strategy action plan.
- A Biodiversity Technical Advice Note has also been adopted.
- Council land holdings have been reviewed and are in the process of being assessed for possible biodiversity, food and nature-based climate solutions.
- There have been various sites where pollinators have been encouraged through planting and reduced mowing. This work is now considered Business As Usual.

7.6 **Food**

- The council is working with the local Food Partnership coordinator to help create a food partnership and possible future strategy.
- The council is continuing to assess its landholdings for potential community gardens and the Homes First Community development and sustainability specialist is working with councillors and community groups on potential joint projects. A community food growing policy has been developed along with internal procedures which together will provide a framework to enable future projects to progress more easily.

7.7 **Waste**

- Council communications to increase recycling have continued to be a corporate priority. The reduce reuse recycle email bulletin has been well received by members and residents and this has been supplemented by similar themes contained within the climate action email bulletin.
- Alternate weekly collections have been implemented in some areas of the town, fuel consumption will be monitored to see if this reduces emissions as anticipated.
- Lower carbon waste collection vehicles are being trialled and alternative fuels are being evaluated in order to provide a pathway to decarbonisation.
- Digital democracy has progressed seeing the launch of the Modern.Gov app and councillors can now opt out of receiving physical papers for meetings.

7.8 **Climate Adaptation**

- With regards to water consumption, the emerging new local plan will engage with service providers to ensure that areas of water infrastructure deficiency are addressed. There is a sustainability technical advice note

(TAN) available and planning advice needs to gradually strengthen to reduce water consumption requirements further.

- The council has begun to report the carbon emissions from its operational water consumption, this is reported under scope 3 emissions.

7.9 Carbon Capture

- A successful bid was made by the Local Nature Partnership and ESCC to investigate a regional approach to carbon off-setting. Eastbourne Borough Council will directly benefit from this project through the involvement of its Officers.
- A £1500 grant was made to Treebourne to help deliver their tree planting projects.
- Treebourne has made exceptional progress over the last year planting around 14,000 trees at 2 council sites, Sevenoaks park and Tugwell park- the volunteers continue to maintain the saplings.

7.10 In order to investigate alternative financing of projects to tackle the climate emergency, the council applied for and gained competitive funding from the Local Government Association (LGA) to partake in their Net Zero Innovation Programme.

The work carried out with our partners, the University of Sussex, has put in place the foundations of potentially raising a community municipal bond - the work is currently continuing but Eastbourne Borough Council has pledged, as part of the Green Finance Institutes Local Climate Bond campaign, to investigate and explore launching a 'green bond' in the next 18 months.

8 Financial appraisal

8.1 There are no financial implications of this report.

9 Legal implications

9.1 In the measures it takes across its own functions and estate, and those it facilitates with partners on a borough-wide basis, the Council must have regard to the emerging legislative framework alluded to in section 2 of this report. In particular, the Council will need to consider its obligations under the Environment Bill once it becomes law.

Legal advice provided 07.10.21

Legal ref: 010465-EBC-OD

10 Equality analysis

10.1 An Equality Analysis already exists for this topic: Cabinet paper November 2020: [Eastbourne Carbon Neutral 2030: A Plan for Action](#)

11 Environmental sustainability implications

11.1 The strategy is key to delivering the carbon neutrality goal of Eastbourne borough Council by 2030.

It will seek to ensure that carbon implications are taking into account throughout the Council and in all decisions.

Implementation of actions to achieve carbon neutrality is key to mitigate the predicted negative impacts of climate change on the environment, economy and communities.

12 Appendices

- Appendix 1 – Eastbourne Climate Emergency Annual Report- November 2021

13 Background papers

The background papers used in compiling this report were as follows:

- Cabinet paper November 2020: [Eastbourne Carbon Neutral 2030: A Plan for Action](#)

This page is intentionally left blank

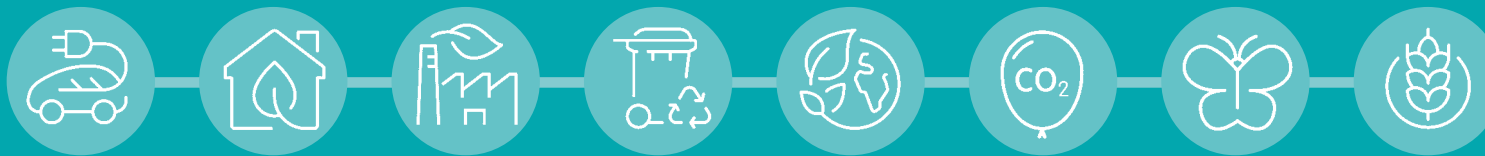


EASTBOURNE

Carbon Neutral 2030

Eastbourne Borough Council

- Carbon Emissions Report
- Strategy Update



November 2021

Eastbourne Borough Council: Eastbourne Climate Emergency Strategy Update

November 2021

Contents

1. Introduction	p2
1.1 Update to National policy context	
1.2 Evidence base update	
2. Eastbourne Borough Council Carbon Emissions Report	p6
2.1 Methodology	
2.2 Data summary & review	
2.3 Scope 3 emissions	
3. Eastbourne Borough Carbon Emissions Summary	p11
4. Climate Emergency Strategy- Update on theme areas	p12
5. Updated Action Plan 2021	p17

1. Introduction

This update report on the progress of the Climate Emergency Strategy adopted one year ago provides an overview of how work has progressed on the initial action plan and how this work has evolved over the last year. It provides an update to the policy context within which we are working as Central Government catch up on their strategy commitments post-Covid, and a brief summary of the key findings of the 'Working Group I' contribution to the IPCC's 6th assessment report on the physical science basis of climate change.

The council provides a summary emission report for the years 2019/20 and 2020/21 along with a progress summary against the baseline year 2018/19. Scope 3 emissions data is being gathered and work continues to improve the amount and quality of the data collected to enable the council to manage and reduce those emissions for which we are responsible.

The borough emissions are reported using publicly available data produced by Department for Business Energy and Industrial Strategy (BEIS). BEIS data is national and consistent over many years but only consists of scope 1 (direct emissions from fuel use) & 2 (electricity consumed) emissions within the local authority boundary, it is reported in units of carbon dioxide.

No analysis is carried out on the Borough data and it is provided for monitoring purposes only this year. A more in-depth analysis of borough emissions will be carried out in 2024/25. This should enable a review of the figures pre, during and post COVID-19 lockdowns.

There are no changes as far as the theme areas are concerned. The main sources of emissions reported in the baseline remain as such.

Partnership working remains key to the success of any local authority's climate change and carbon reduction ambitions and this is no different for Eastbourne Borough Council. Working with our partners such as: the Eco-Action Network; the Sussex Local Nature Partnership; the South Downs National Park and the Universities of Brighton and Sussex; as well as our neighbouring local authorities and other community groups, we have progressed regional and local projects regarding: the use of hydrogen as a fuel through Hydrogen Sussex; the decarbonisation of social housing; the retrofitting and decarbonisation of private sector housing; the potential use of community investment; enabled funding bids by others; produced a regular sustainability email bulletin for residents and one on the theme of 'Reduce, Reuse, Recycle'; nature based solutions for carbon capture regionally; grant funded local projects and made land available for tree planting projects, amongst many other things that are detailed within the update to the Theme Areas and the Action Plan Update.

1.1 Update to the national policy context

The Environment Bill

This bill is key to the implementation of legally binding targets for environmental improvement and initiatives such as reversing wildlife decline, animal re-introduction, tree planting, and deposit return schemes. It remains in progress as the Government consider the Lords proposed amendments.

Energy White Paper

Published in December 2020 this paper sets challenging ambitions for enabling net zero energy by 2050 and what it will mean for consumers and businesses.

Future Homes Standard

In January the government published their response to the future homes standard consultation It outlines what changes will be made to building regulations to improve the energy efficiency of new homes and the pace that these changes will occur. The standard intends to ensure that all new homes built from 2025 will produce 75 -80% less carbon emissions than homes delivered under current regulations and that these homes will no longer be reliance on fossil fuels requiring no future refurbishment to reach zero carbon status.

Bus Back Better

This strategy was published in March 2021 and sets out the vision and opportunity to deliver better bus services across England. contained within it is a requirement for the local transport authority, East Sussex County Council, to publish a local Bus Service Improvement Plan.

Decarbonising Transport - a better greener Britain

Published in July this strategy commits the government to, amongst other things, decarbonising all forms of transport, decarbonising the freight and logistics sector and maximising the benefits of low carbon fuels.

UK Hydrogen Strategy

This policy paper published in August 2021 sets the approach the government is taking to developing the low carbon hydrogen sector to meet the UK ambition of 5GW low carbon hydrogen production capacity by 2030

The Heat and Buildings Strategy

This strategy was published in October 2021. It sets out how the UK will decarbonise our homes, and our commercial, industrial and public sector buildings by 2050. There is clear emphasis on heat pumps and the need to drive down the costs of this technology. It sets the date of 2035 by which time the Government expects all new domestic heating systems to be low carbon and sets out a new grant scheme to facilitate early take up from April 2022.

1.2 Evidence base update

The Intergovernmental panel on climate change (IPCC) is now in its sixth assessment cycle in which the IPCC is producing the 6th Assessment Report (AR6) due for release in 2022. The synthesis report will frame and assess the historical, current and future of climate change science globally and is contributed to by the IPCC 3 Working Groups.

The IPCC Working Group I (WGI) examines the physical science underpinning past present and future climate change and their report published in August [‘AR6 Climate Change 2021: The Physical Science Basis’](#) underpins the remaining two working groups reports for the AR6 Synthesis Report. The WGI assessment provides scientific information relevant for the global community to meet the challenge of climate change. As well as the global scale, WGI looks at variability and change that is happening at a regional level which is closely tied to how impacts and risks to human and natural systems are changing overtime.

This report supports the fundamental reasons why the climate change and sustainability strategy within Lewes district and beyond is so important at a global scale By bringing together the latest advances in climate science and combining multiple lines of evidence from paleoclimate, observations, process understanding, and global and regional climate simulations .

Key findings of the WGI include (but not limited to):

- It is unequivocal that human influence has warmed the atmosphere ocean and land. Widespread and rapid changes in the atmosphere, ocean, cryosphere and biosphere have occurred.
- The scale of recent changes across the climate system as a whole and the present state of many aspects of the climate system are unprecedented over many centuries too many thousands of years
- Human induced climate change is already affecting many weather and climate extremes in every region across the globe. Evidence of observed changes in extremes such as heat waves, heavy precipitation, droughts, and tropical cyclones , and, in particular, their attribution to human influence, has strengthened since the 5th Assessment Report.
- Global surface temperature will continue to increase until at least the mid century under all emissions scenarios considered . Global warming of 1.5 degrees C and two degrees C will be exceeded during the 21st century unless deep reductions and carbon dioxide and other greenhouse gas emissions occur in the coming decades .
- Many changes in the climate system become larger in direct relation to increasing global warming .
- Continued global warming is projected to further intensify the global water cycle including its variability and the severity of wet and dry events
- Many changes due to past and future greenhouse gas emissions are irreversible for centuries to millennia, especially changes in the ocean, ice sheets and global sea level.

- With further global warming, every region is projected to increasingly experience concurrent and multiple changes in climatic impact drivers. Changes in several climatic impact drivers would be more widespread at 2 degrees C compared to 1.5 degrees C global warming and even more widespread and or pronounced for higher warming levels.
- Low likelihood outcomes, such as ice sheet collapse, abrupt ocean circulation changes, some compound extreme events and warming substantially larger than the assessed *very likely* range of future warming cannot be ruled out.
- From a physical science perspective, limiting human induced global warming to a specific level requires limiting cumulative CO₂ emissions, reaching at least net zero CO₂ emissions, along with strong reductions in other greenhouse gas emissions.

2. Eastbourne Borough Council Carbon Emissions Report

This report provides a summary of the carbon report for the financial years 2019/20 and 2020/21 along with a comparison of these years with the baseline 2018/19

2.1 Methodology

We have calculated the baseline using the Greenhouse Gas (GHG) Protocol methodology and the appropriate annual conversion factors for each year issued by the Department for Business, Energy and Industrial (BEIS). By using this method and these figures we are ensuring that the baseline emissions we measure can be reported accurately every year to 2030 using a peer reviewed and agreed process.

Eastbourne Borough Council generally uses the 'operational control' approach to define the organisational boundary and to inform the emissions inventory boundary described in the table below.

It should be noted however that with regards to metered gas and electricity, all sites, regardless of who operates the site, are considered to be in scope 1 or 2 if the council is responsible for paying the bills (even if these costs are re-charged to the leasee) AND for maintaining the premises. Where these conditions are not met the sites will sit within scope 3, for example Towner Art Gallery.

Scope 1 and 2 emissions form the organisational baseline and are considered to be directly controllable by the Council.

Category	Description	Data used in this analysis
Scope 1	Direct emissions from sources owned or controlled by Eastbourne Borough Council	Metered gas data (for buildings where the Council pay the gas bills) Litres of fuel consumed for fleet vehicles and machinery
Scope 2	Indirect emissions from the generation of energy purchased by Eastbourne Borough Council	Metered electricity data (for buildings where the Council pay the electricity bills)
Scope 3	Indirect emissions that result from other activities that occur in the value chain, either upstream or downstream.	As per table 3.

2.2 Data summary & review

April 2018 to March 2021

From 2018/19 to 2020/21 the Council's scope 1 & 2 emissions have reduced by just over 15% in total.

Table 1 provides a breakdown of emissions by source.

There has been a 0.6% decrease in emissions from gas consumption and a 25% decrease in electricity consumption.

All consumption reductions for 20/21 against the baseline must be viewed with a COVID lens as many of our corporate buildings were not used as much during this time.

Our electricity emissions reduction on the base year is 70%.

See table 2 in Appendix 1 for a consumption-emissions comparison.

The bulk of our emissions savings have been made through the move to a verified green electricity tariff. This is a REGO backed tariff and the Council can claim it as zero carbon. We still account for transmission and distribution losses as scope 3 emissions. The Council moved onto the new green tariff on 1st October 2020. It remains key to reduce our consumption through energy efficiency measures as this will also reduce our scope three emissions and reduce our burden on the grid supply.

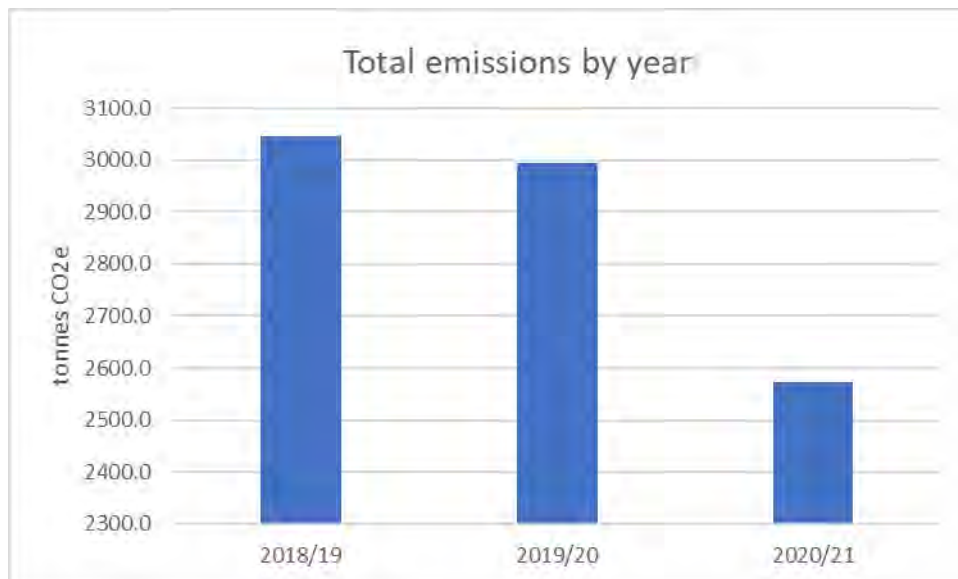
It appears that there is an increase in consumption of diesel off 12%. In 2018/19 refuse collection fuel data was fully estimated due to the new formation of this service (SEESL) in 2019 and the lack of data from the outgoing contractor. The first full year of service collected data is therefore 2020/21 so this year better reflects an accurate record of fuel consumption prior to the implementation of alternate weekly collection in some parts of the town in April 2021. We await the 2021/22 data to assess the impact of this change to collections on both fuel consumption and recycling rates.

There has also been an improvement to the recording of fuel deliveries made to both Eastbourne Golf Course and the Devonshire Park complex though this is a very small proportion of overall fuel consumption and an increase has been seen in the consumption from vehicles attributed to neighbourhood based teams. This highlights the need to transition the smaller fleet and maintenance vehicles to low carbon alternatives as soon as practicable in order to continue to provide the service our residents should expect and to meet our carbon commitments.

There are 2 omissions from this year's figures, that of the Sovereign Leisure Centre now that it is managed in-house and the Congress Theatre, for which we are missing gas consumption data. Work is underway to incorporate these figures as soon as possible and it is likely that Table 1 (below) will need to be updated as a result.

Table 1. Eastbourne Borough Council emissions table

<i>Emissions source</i>	<i>Tonnes CO2e</i>		
	2018/19	2019/20	2020/21
Gas	1457.3	1541.2	1449
Liquid Fuel	815.4	751.9	891.3
Electricity	774.2	701.7	233.6
Total	3046.9	2994.8	2573.9



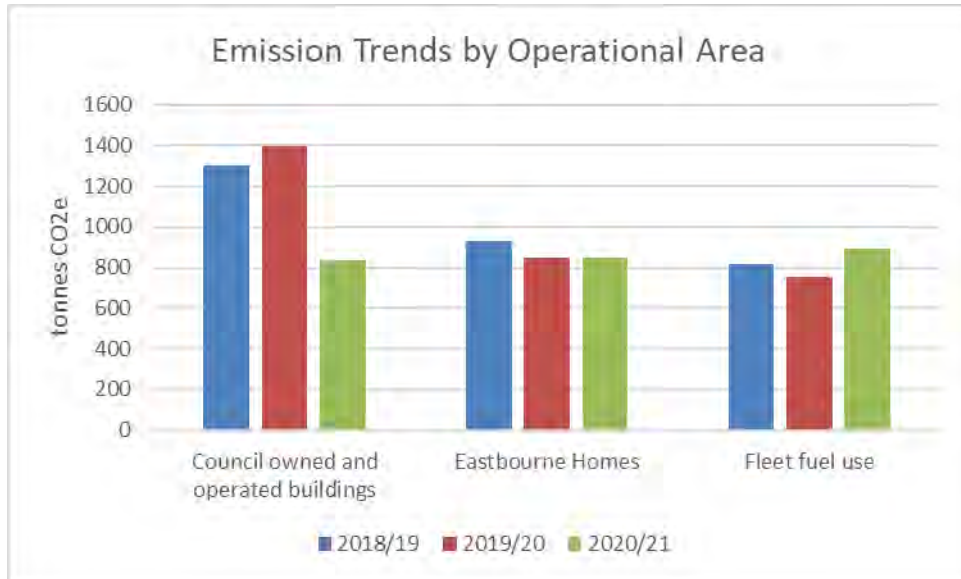


Table 2. Consumption vs emissions trends

	% change in consumption from baseline year	% change in emissions from baseline year
Gas	0.56% decrease	0.58% decrease
Diesel	12% increase	9% increase
Electricity	25% reduction	70% reduction

2.3 Scope 3 emissions

The Council continues to expand upon its Scope 3 emissions reporting.

The Council acknowledges that our greatest source of emissions will be from our purchasing and contracting and continues to improve reporting methods. The Council is starting to include clauses in contracts requiring suppliers to report emissions attributed to the contract. We hope to include similar clauses in more contracts moving forward.

Table 4. Scope 3 emissions

tonnes CO2e	2018/19	2019/20	2020/21
Elec transmission & distribution losses	65.91854	63.86767	42.56311
Water supply & treatment	N/A	39.162	35.204
Towner Art Gallery- energy use only		232	132.209
<i>Towner Art Gallery- Total Carbon Footprint (inc. energy, water, waste, travel)</i>		240	
Staff- Public transport- estimated based on spend using a cost pf 31.8p/mile			0.2257
Staff- Mileage- calculated using miles claimed and an average petrol car (emissions split 50:50 between EBC & LDC)			27.98
Well to tank diesel (litres)		177.6435	212.6135
Well to tank unleaded (litres)		1.391332	1.137375
Well to tank gas (gross CV)		200.4304	245.8321
WTT elec generated (council & EHL only)		104.9255	51.22174
WTT elec T&D (council & EHL only)		8.917928	5.88029

3. Eastbourne Borough Carbon Emissions Summary

Data Source	2017	2018	2019
BEIS data- UK local authority and regional CO2 emissions – data tables (excel) 'territorial emissions'	297.6 kt CO ₂	294.9 kt CO ₂ (less than 1% reduction on 2017)	277.4 kt CO ₂ (6.8% reduction on 2017)

The main source of emissions remains buildings, closely followed by transport.

The Tyndall Centre and the University of Manchester have carried out analysis that recommends a minimum of a 12.3% per year reduction to deliver a Paris aligned carbon budget. The borough as a whole is a long way off meeting this year on year reduction.

Their 2021 budget tool suggests a cumulative carbon dioxide emission budget of 2.1 million tonnes for the period 2020 to 2100.

At current rates we will use our entire 80 year budget in less than 7 years.

Eastbourne Borough Council has pledged to help make Eastbourne Carbon Neutral by 2030. We must not be put off by the challenge but must rally together and work together to improve the environment of our town for our residents, children, businesses and visitors now and in the future in order to mitigate global climate change.

4. The Climate Emergency Strategy -Theme Update

Summary of progress

The strategy currently contains 68 number of actions across 7 action areas. A summary of work to date is below- please see the full spreadsheet in section 6 for more information of actions within each area.

40 actions (59%) are currently reported as green, 35% are amber and 6% (4) are red.

Housing and Energy

- The bulk of work it within this action area has focused on our social housing, the allocation of government grant funding through the local authority delivery aspect of the green homes grant scheme.
- With regards to our social housing stock we have completed the stock condition surveys and are currently analysing the data with our consultants. The council is continuing to progress the Decarbonising Our Housing Stock (DOHS) project by working with the Greater Brighton Economic Board, other local authority partners and universities. Feasibility studies for a pilot project are being undertaken and options for grant funding are being reviewed.
- We have reviewed our tenants experience of having solar panels on their properties and been promoting various environmental activities through tenant publications and events.
- The Council is due to complete it's first new modular housing project in Langney Road. These affordable and sustainable council homes were made by Boutique Modern in their Newhaven factory and exemplify the Council's 'Fabric First' approach by having 'super insulation', the Council's commitment to sourcing more local materials and for energy generation through roof mounted solar panels.
- The Council has agreed a new technical advice note for developers that place a greater emphasis on sustainability, both in the planning phase of construction and when work is underway on site. The planning technical advice note (TAN) will apply to any new homes or commercial development, large or small, in the town.
- The Council has helped providers of Government grants to reach Eastbourne residents through 2021 and has been involved in future grant bids for schemes due to start in October 2021 and Jan 2022.
- The Council took part in the publicity of the Solar Together scheme which will in due course provide residents with very competitively priced solar panels.

Project Spotlight – Homes First Tenant Engagement project

'Not Costing the Earth' A new campaign and brand to share information with tenants around carbon reducing behaviours has been designed and launched.



Transport –

- Steps have been taken by Councillors to progress better working with the town's bus operators.
- The Council has moved a step forward towards procurement of an electric vehicle charge point provider and it is hoped this contract will be in place by the end of 2021.
- A new Electric Vehicle Chargepoint Technical Advice Note (TAN) has been adopted and sets out the requirements for these charging points to be provided in new housing and commercial developments.
- This theme area was negatively impacted by staffing issues during 2021, thankfully these issues have now been resolved and once statutory responsibilities have been met the Council hopes to further progress sustainable travel and air quality actions.
- Research is underway to improve the emissions from the waste collection fleet and to electrify smaller vehicles.

Project Spotlight- Council internal courier service

In July 2020 the council streamlined its courier service by identifying a more efficient route to reduce fuel costs and save 12,500 miles per year or 3.4 tonnes CO2e



Workplaces

- Beachy Head Story gift shop has opened stocking various environmentally conscious and recycled products. The site will continue to investigate new and innovative stock.
- Devonshire Park and Eastbourne Golf Course have replaced diesel powered hand tools with electric versions- these are charged on the corporate zero carbon tariff.
- Land and asset review is nearing completion.
- The use of Single Use Plastics (SUPs) has increased within Tourism and Events due to COVID but work is underway to reduce this again as soon as possible.
- A £1500 grant was provided to the EcoEd 2030 group for progressing their school based energy saving initiatives.

Biodiversity

- The Council has adopted a Biodiversity Strategy and has incorporated these actions within the climate change and sustainability strategy action plan.
- A Biodiversity Technical Advice Note has also been adopted.
- Council land holdings have been reviewed and are in the process of being assessed for possible biodiversity, food and nature-based climate solutions.
- There have been various sites where pollinators have been encouraged through planting and reduced mowing. This work is now considered Business As Usual.

Project Spotlight- Wild flowers in Princes Park

It's been great to see so many people enjoying the new wildflower displays at Wilmington Square and Princes Park. Our Parks and Open Spaces team have planted these wonderful flowers, which not only look lovely but are pollinator-friendly, so good for the bees and the biodiversity of Eastbourne!



Food

- The council is working with the local Food Partnership coordinator to help create a food partnership and possible future strategy.
- The council is continuing to assess its landholdings for potential community gardens and the Homes First Community development and sustainability specialist is working with councillors and community groups on potential joint projects. A community food growing policy has been developed along with internal procedures which together will provide a framework to enable future projects to progress more easily.

Waste

- Council communications to increase recycling have continued to be a corporate priority. The reduce reuse recycle email bulletin has been well received by members and residents and this has been supplemented by similar themes contained within the climate action email bulletin.
- Alternate weekly collections have been implanted in some areas of the town, fuel consumption will be monitored to see if this reduces emissions as anticipated.
- Lower carbon waste collection vehicles are being trialled and alternative fuels are being evaluated in order to provide a pathway to decarbonisation.
- Digital democracy has progressed seeing the launch of the ModernGov app and councillors can now opt out of receiving physical papers for meetings.

Project Spotlight- Live intelligence system reduces contamination

The use of Whitespace Work software is providing waste collection operatives with the ability to provide live intelligence to the Councils Customer First Team regarding contamination in the residual waste stream, for example waste engine oil, this allows the resident to be contacted as soon as possible about where the item/s should be appropriately recycled. This work actively reduces waste and provides a signposting service to residents to improve recycling rates.



Climate Adaptation

- With regards to water consumption the emerging new local plan will engage with service providers to ensure that areas of water infrastructure deficiency are addressed, there is a sustainability technical advice note (TAN) available and planning advice needs to gradually strengthen to reduce water consumption requirements further.
- The council has begun to report the carbon emissions from its operational water consumption, this is reported under scope 3 emissions.

Carbon Capture

- A successful bid was made by the Local Nature Partnership and ESCC to investigate a regional approach to carbon off-setting. Eastbourne Borough Council will directly benefit from this project through the involvement of Officers.
- A £1500 grant was made to Treebourne to help deliver their tree planting projects.
- Treebourne has made exceptional progress over the last year planting around 14,000 trees at 2 council sites, Sevenoaks park and Tugwell park- the volunteers continue to maintain the saplings.

In order to investigate alternative financing of projects to tackle the climate emergency, the council applied for and gained competitive funding from the Local Government Association (LGA) to partake in their Net Zero Innovation Programme. The work carried out with our partners the University of Sussex has put in place the foundations of potentially raising a community municipal bond - the work is currently continuing but Eastbourne Borough Council has pledged as part of the Green Finance Institutes Local Climate Bond campaign, to investigate and explore launching a 'green bond' in the next 18 months.

Project Spotlight: Citizens & Climate, Crowdfunding for Net Zero

This project conducted with the University of Sussex has resulted in the document 'Citizens & Climate- Crowdfunding for Net Zero' which will be published on the Council website and explains how the Council has worked through the initial process of how it could bring a green bond to the local community and how it could be used to fund sustainability initiatives. There is still work to do but the Council has pledged to complete this exploration within the next 18 months.



5. Action Plan Update

1. Housing & Energy									
Action reference	ACTION	OUTCOME	TIMEFRAME			RESOURCES	Date for completion	Annual update November 2021	Status
Direct Actions -to be undertaken and delivered by the council									
1.1	Complete social housing stock condition surveys	Provides baseline information to enable retrofit and long term planning	Short Term 2020-2022			Can be delivered using existing resources	Mid 2021	COMPLETE	Green
1.2	Complete the Asset Management Strategy	The strategy will enable a long term plan to be developed to reduce energy consumption increase generation on our assets	Short Term 2020-2022			Strategy can be delivered using existing resources- projects will then need costing on a case by case basis	Revised date- end 2022	The land and asset review is nearing completion. Housing stock condition data is being reviewed with consultants. Zero carbon pathway project (in conjunction with Univeristy of Brighton will be complete by July 2022. The above work will underpin the Asset management strategy. New date for completion December 2022.	Green
1.3	Develop and deliver the project plan for the 'Decarbonising Our Housing Stock (DOHS)' project	Completed trials/pilots of new techniques and technology to reduce the emissions of social housing, method is agreed to evaluate remaining stock for correct retrofit measures, plan to retrofit all housing stock has been developed	Short Term 2020-2022	Medium Term 2023-2026		£500k allocated from HRA	2025	Closely linked with 1.2 above. Greater Brighton Economic Board generally supportive but a revised proposal will be developed to aid regional working and knowledge sharing. When stock condition analysis has been completed we will progress pilots.	
1.4	Deliver poject plan to decarbonise social housing post DOHS project	All social housing is as energy efficient as it can be and carbon emissions are reduced as far as practicably possible		Medium Term 2023-2026	Long Term 2027-2030	Delivery costs to be determined once plan is prepared			Not yet started
Enabling Actions- these actions by the council will enable others to reduce emissions									
1.5	Develop an ongoing programme of awareness raising and promotion of energy efficiency initiatives, especially in fuel poor and hard to reach communities	Educate and raise awareness, those most vulnerable benefit from energy efficiency advice and measures	Short Term 2020-2022	Medium Term 2023-2026	Long Term 2027-2030	Can be delivered using existing resources	Ongoing	Coninuing to link with community resources, initiatives and projects. Tenant experience survery of solar PV underway. Review of all solar PV underway. Tenant recycling engagement work in progress - close working with internal and external stakeholders. Outreach activity at Shinewater community event delivered. Ongoing communications via tenant magazines.	Green
1.6	Promote the Warmer Sussex retrofit scheme and the Solar Together solar panel purchasing project	Private sector homeowners have easier access to retrofitting advice and suppliers	Short Term 2020-2022			Can be delivered using existing resources	On hold	Warmer Sussex still uncertain (and outside our control). Solar Together direct mail took place at zero cost to Council alongside emails to residents, social media posts and press release. Data about uptake will will be forthcoming over the next few months and installs will take place over the next year. The Council hopes the communications will boost uptake on the 2020 auction. At last update registrations were already over 2020 numbers and the registration period still had 20 days to run. Eastbourne is still expecting to meet it's anticipated install number for 2020.	Green

1.7	Support and facilitate the Warm Homes East Sussex scheme	Fuel poverty on the borough reduces	Short Term 2020-2022	Medium Term 2023-2026	Long Term 2027-2030	Can be delivered using existing resources	Ongoing	This is continuing and the scheme providers are currently delivering the LAD1A&1B funding stream from 2020 Residents directed via the June ECN2030 bulletin to the scheme (over 10k emails)	Green
1.8	Take forward the DOHS project with other stock holding authorities	We can get better value for money by collaborating with other authorities	Short Term 2020-2022	Medium Term 2023-2026		Can be delivered using existing resources	2025	As 1.3	Amber
1.9	Work in collaboration with others to advertise and develop bids for the Governments Green Homes Grant and associated funding streams	Private sector housing can access funds to help retrofit and improve energy efficiency	Short Term 2020-2022			Can be delivered using existing resources	LAD2 end date Dec 2021	LAD1A & B scheme still being delivered regionally. LAD2 delayed - not within Council control- being delivered centrally by Greater South East Energy Hub with direction to target fuel poor homes provided by Council. Eastbourne should receive over £300,000 of home upgrades when scheme starts in October 2021. Regional bid has been made to the competitive LAD3 scheme due 2022- awaiting outcome.	Green
1.10	Support the roll out of smart meters through promotion of the SmartEnergyGB scheme	Supports transition to smart energy grid and makes energy use more visible to residents which enables reductions	Short Term 2020-2022	Medium Term 2023-2026		Can be delivered using existing resources	Ongoing	Ad-hoc and ongoing- more publicity (utilising existing channels) due for Autumn 2021 in light of increasing energy prices.	Green
1.11	Work with the LEPs to deliver the South2East Energy Strategy	South2East Energy Strategy Outcomes met and decarbonisation at a regional level is progressed	Short Term 2020-2022	Medium Term 2023-2026		Can be delivered using existing resources	Ongoing	Ad-hoc and ongoing	Green
1.12	Implement the actions defined in the Eastbourne Housing Strategy 2020-2024- section B3 'Promoting access to housing that meets modern standards	Housing standards in the rented sector improve	Short Term 2020-2022	Medium Term 2023-2026		Can be delivered using existing resources		Currently observing Hasting Minimum Energy Efficiency Standards pilot. Funding and staffing will need to be provided if a similar scheme is to be implemented in Eastbourne. LAD2 & 3 is available for private sector landlords to participate in though uptake is likely to be low.	Amber
Indicator		Method/data source	Outturn 2021						
HE.1	Carbon dioxide emissions from domestic dwellings	From (August) 2021 BEIS Local & regional emissions data table	2017: 131.4 ktCO ₂ 2018: 130 ktCO ₂ 2019: 125.5 ktCO ₂						
HE.2	Average SAP rating of Eastbourne Borough Council Housing Stock	Outturn from Eastbourne Homes Ltd. asset database.	2021 data: 71.2 (EPC rating = C)						
HE.3	Percentage of fuel poor households in the borough	Outturn from East Sussex in Figures dataset	2018= 8.5% 2019= 8.5% (LILEE definition)						
HE.4	Solar PV generation: number of sites and total generation capacity	BEIS regional renewables statistics 2014-2020	2019: 1,311 installations generating 5.5 MW 2020: 1327 installations generating 5.6MW						

2. Transport

Action reference	ACTION	OUTCOME	TIMEFRAME			RESOURCES	Date for completion	Annual update November 2021	Status
Direct Actions									
2.1	Evaluate car parks for EV charging and prepare proposal for consideration by Councillors	The council can make a decision as to how to progress with increasing charging infrastructure in the town and a new project delivery action will be created if this goes ahead	Short Term 2020-2022			Can be delivered using existing resources	Dec-21	Procurement work underway with Strategic Procurement Manager- plan in place to deliver by Autumn	Green
2.2	Complete Phase 1 of the waste and recycling vehicle fleet review	Optimisation of routes and fleet reduction	Short Term 2020-2022			Can be delivered using existing resources	2022	Rounds will continue to be reviewed- Phase 1 now complete- Alternate weekly collections in place	Green
2.3	Produce pathway to decarbonise the remaining fleet vehicles operated by the Council	Low carbon fleet.			Long Term 2027-2030	Pathway can be delivered using existing resources- Fleet decisions to be costed at the appropriate time	2030	The potential of an EV small vehicle fleet (vans and sweepers) under review- will look to move to zero carbon when budget allows	Amber
2.4	Work in partnership with ESCC to deliver new cycling and walking initiatives as detailed in the Draft East Sussex Local Cycling & Walking Infrastructure Plan (LCWIP) and seek opportunities for funding.	Additional cycling and walking routes	Short Term 2020-2022	Medium Term 2023-2026		Can be delivered using existing resources	2026	Awaiting publication of LCWIP ESCC currently consulting upon new cycle routes	Amber
Enabling Actions									
2.5	Work with ESCC to enable bank holiday waste disposal	This will reduce unnecessary mile travelled to alternative sites further away on these days and enable residents to recycle more given the tendency for bank holiday DIY	Short Term 2020-2022	Medium Term 2023-2026		Can be delivered using existing resources	2022	Situation unlikely to change for foreseeable- action to be removed from plan.	Red
2.6	Facilitate setting up a commercial and/or community car-share club with a low carbon vehicle	Residents can car share instead of owning their own vehicle- reduces vehicle numbers in town and provides control over type/efficiency of vehicle used.	Short Term 2020-2022			Can be delivered using existing resources	ASAP	Co-Wheels car club are interested and are defining locations with Eastbourne BC and ESCC	Amber

2.7	Work with contractors to decarbonise fleet vehicles working our contracts	The wider town's fleet is decarbonised	Short Term 2020-2022	Medium Term 2023-2026		Can be delivered using existing resources	2026	To be delivered through contract changes - a sustainable procurement policy would aid this.	Amber
2.8	Work with EEAN CIC to set up road closures under the auspices of school streets/play streets	Rat runs are potentially reduced, streets are made safer for walking and cycling especially at school drop off/pick up times	Short Term 2020-2022	Medium Term 2023-2026	Long Term 2027-2030	Can be delivered using existing resources	On-going	Successful road closures carried out during the week around Car Free Day 22nd Sept 2021- organised by EEAN volunteer Tom Nevill. ESCC to provide report on success of and lessons learned from initial school streets pilots- this will provide EBC with direction for how to plan for these in the future.	Green
2.9	Organise lobbying work on transport issues required at a county level and nationally, in partnership with EEAN	Coherent lobbying is delivered by both community groups and Councillors to achieve transport decarbonisation aims	Short Term 2020-2022	Medium Term 2023-2026		Can be delivered using existing resources	Ongoing	Ownership has been agreed with Cllr Swansborough as our representative at ESCC. EEAN have delivered their 'Delivering a Better Eastbourne' document to EBC which was discussed at the cross party Strategic Panel.	Amber
2.10	Work with ESCC to understand and overcome any barriers to setting up a Quality Bus Partnership (QBP) and see a QBP established for the town/area	A QBP would provide confidence to service providers to invest in services and enable the improvement of bus infrastructure- the result of this should be increased public transport use	Short Term 2020-2022			Can be delivered using existing resources	2022	ESCC have briefed Officers on timeline for reports including their bus strategy. Early conversations have been had with Stagecoach regarding overcoming main barriers to improving service. Cllr. Dow has researched Quality Bus Partnerships. Need ESCC strategy in order to progress this further.	Amber
2.11	Develop a pathway to a low carbon taxi fleet	Reduced carbon emissions and improved air quality.	Short Term 2020-2022	Medium Term 2023-2026		Can be delivered using existing resources	2026	Taxi licensing guidance has been updated to include ultra low emission vehicles. Plan to brief licensing committee later in 2021 on how to decarb by 2030.	Amber
Indicator		Method/data source	Outturn 2021						
TR.1	Carbon dioxide emissions from transport	From (August) 2021 BEIS Local & regional emissions data table	2017: 81 ktCO ₂ 2018: 79.3 ktCO ₂ 2019: 78.7 ktCO ₂						
TR.2	Number of Council enabled electric vehicle chargepoints	Number of completed installs each financial year	Zero						

3. Workplaces and Tourism

Action reference	ACTION	OUTCOME	TIMEFRAME			RESOURCES	Date for completion	Annual update November 2021	Status
Direct Actions									
3.1	Transfer the council to a green electricity provider	100% of electricity supplied will be REGO backed energy that will qualify a 100% reduction in carbon emissions from consumed electricity	Short Term 2020-2022			Can be delivered using existing resources	Completed	Tariff started on 01 October 2020	Green
3.2	Complete the Council Non- Housing Stock Condition Surveys and subsequent possible Asset Management Strategy	The Council will know the condition of assets and which it will retain long term so we can plan to reduce emissions	Short Term 2020-2022	Medium Term 2023-2026		Can be delivered using existing resources	end 2022	Land & asset review is nearing completion. Currently determining 22/23 funding for projects of which stock condition surveys are part.	Amber
3.3	Develop a carbon reduction plan for all non-housing assets	Plan allows for structured and planned delivery to meet carbon neutrality goal	Revised timeline	Medium Term 2023-2026		Can be delivered using existing resources	2022	Not yet started	
3.4	Deliver the carbon reduction plan for non-housing assets	Non-housing assets are energy efficient and generating energy where suitable		Medium Term 2023-2026	Long Term 2027-2030	Delivery costs to be determined once plan is prepared	2030	Not yet started	
3.5	Produce a council sustainable procurement strategy with a focus on local and sustainable purchasing	Reduced emissions from procurement. Increased local spend and resulting improved community wealth	Short Term 2020-2022			Can be delivered using existing resources	2022	Happening ad-hoc- Policy requires drafting- 2022	Amber
3.6	Offset the emissions from Airbourne 2021 subject to it being Covid safe	A temporary solution to the emissions of Airbourne until the tourism decarbonisation plan is in place		Medium Term 2023-2026	Long Term 2027-2030	Can be delivered using existing resources	2030 (timescale amended to fit target)	No Airbourne in 2021 though subject to the event being cost neutral it will take place in 2022 -data from Maginificent Motors 2021 is being reviewed - will need to re-define action (see new action 3.6a) as we need to put a plan in place to improve data collection to enable a confident and replicable estimate of emissions to be made - this is the first step prior to determining off-setting which is being investigated corporately as a last resort option.	Amber
3.6a	Gain better data over next 18 months, at a variety of events now a more normal schedule is resuming post COVID	The Council has a clear understanding of the carbon and environmental impact of it's events		Medium Term 2023-2026	Long Term 2027-2030	Budget will need to be found to fund data gathering	2030	New action (to replace 3.6)	Amber
3.7	Eliminate use of Single Use Plastic (SUP) at EBC operated events and third party events supported by EBC wherever possible	Reduced plastic waste. EBC events no longer hand out SUP water bottles or carrier bags. Vendors are instructed not to either	Short Term 2020-2022			Can be delivered using existing resources	2022	Due to covid we have reintroduced plastic bottles for marathon- kept for 2021 - hoping to review situation for 2022, wooden cutlery used, plastic trays (for food distribution) replaced with compostable - 3rd party use of SUPs has been reviewed but staffing is reducing ability to ensure this happens on the day. Licenses from 2022 will contain requirement to not use SUPs	Amber

3.8	Eliminate use of SUP at customer facing venues such as Cafes, Visitor Services and heritage service sites	Reduced plastic waste. Visitor Services switched to paper bags and introduced free water refill scheme. Cafes selling glass vessels, biodegradable takeaway cups and paper straws	Short Term 2020-2022			Can be delivered using existing resources	2022	All this is now BAU- (50p return fee on glasses from pubs) -	Green
3.9	Reduce harmful chemicals used in the upkeep of the grounds at Devonshire Park and Eastbourne Downs Golf Course (EDGC)	Alternatives with reduced environmental impact are constantly to be investigated	Short Term 2020-2022	Medium Term 2023-2026		Can be delivered using existing resources	2026	Audit is needed in order to enable a full review of chemicals used and possible alternatives. Glyphosate is no longer used at any site looked after by grounds team.	Amber
3.10	Replace diesel fuelled handtools used in the upkeep of the grounds at Devonshire Park and EDGC with electric alternatives	Reduced emissions from diesel and fuel oil	Short Term 2020-2022	Medium Term 2023-2026		Finance to be determined if existing resource to replace machinery is insufficient	2026	All handtools are now electric.	Green
3.11	Reduce water usage at Devonshire Park through collection of moisture data for targeted irrigation	Reduced emissions from water use	Short Term 2020-2022			Can be delivered using existing resources	Completed		Green
3.12	Eliminate use of unsustainable paper for printed marketing materials	Reduced emissions from consumption of paper products	Short Term 2020-2022			Can be delivered using existing resources	Completed		Green
3.13 (new)	Replace diesel or fuel oil machinery with electric alternatives (with electricity on a green tariff)	Reduced emissions from diesel and fuel oil		Medium Term 2023-2026	Long Term 2027-2030	Finance to be determined if existing resource to replace machinery is insufficient	2030	The grounds team would entertain the push towards electric machinery where possible but finances do not allow this at the current time.	
Enabling Actions									
3.14	Develop a tourism decarbonisation plan	Low carbon tourism is encouraged and developed to support economic recovery		Medium Term 2023-2026		Can be delivered using existing resources		Resources are currently very stretched. A standalone plan is unlikely for some time. Resources to be focussed on collecting data to enable the carbon footprint of events to be determined. We will continue to make improvements where we have influence and resource allows. - Timeline moved.	Red
3.15	Promote public transport for tourists into Eastbourne	Reduced emissions from visitor transport	Short Term 2020-2022	Medium Term 2023-2026		Can be delivered using existing resources		Ongoing - unable to judge success of this at the moment given recent restart of activity	Amber
3.16	Develop comprehensive training and guidance for staff on climate change and carbon reduction. Also- specific training to ensure decisions properly take into account the carbon emission implications	All staff will improve their environmental awareness to enable carbon reductions in their work and private life. It will be clear to Councillors, officers and the public the carbon consequences of all decisions	Short Term 2020-2022			Can be delivered using existing resources	March 2022 as resources allow	Online training has been prepared but requires completion- Risk assessment guidance for decision makers needs to be finalised. due Autumn-winter 21/22	Amber
	Indicator	Method/data source	Outturn 2021						
WP.1	% change in carbon emissions from Eastbourne Borough Council Operations	Scope 1 & 2 emissions for 20/21 compared to baseline year 18/19	15% Reduction						
WP.2	Indicator revised: Carbon Footprint of events	Trial data collection from Magnificent Motors (from exhibitors and tickets)	Data under review- data from exhibitors was found to be unreliable as vehicles						
WP.3	Number of staff to have undertaken carbon reduction training	TBC	Zero- training being finalised						

4. Biodiversity									
Action reference	ACTION	OUTCOME	TIMEFRAME			RESOURCES	Date for completion	Annual update November 2021	Status
Direct Actions									
4.1	Develop and adopt a Biodiversity Strategy	We will have developed our aims and actions to deliver biodiversity improvements.	Short Term 2020-2022			Can be delivered using existing resources		completed action	Green
4.2	Local Plans – work closely with Planning Policy and planners to achieve biodiversity wording that is fit for purpose and ambitious to arrest declines	Green and biodiversity beneficial Local Plans.		Medium Term 2023-2026		Can be delivered using existing resources		Planning Technical Advice Note on Biodiversity approved at September Cabinet	Green
4.3	Council Officer training in biodiversity	Decision makers are better informed about biodiversity and	Short Term 2020-2022			Can be delivered using existing resources		Knepp visit with a cross party group was engaging and inspiring.	Amber
4.4	Reduced mowing practices	Improved habitat for insects	Short Term 2020-2022			Can be delivered using existing resources		Ongoing good practice-Mowing much reduced- 1m swathe on verges	Green
4.5	Reducing the use of pesticides	Improved habitat for insects	Short Term 2020-2022			Can be delivered using existing resources		Pesticides are not used in Eastbourne parks and play areas. The pesticide policy was adopted in 2019. Work still required to reduce use elsewhere.	Amber
4.6	Increase wildflower and pollinator planting where suitable	Improved habitat for insects	Short Term 2020-2022			Can be delivered using existing resources		Now standard practice- areas set aside- areas at Princes Park etc	Green
4.7	Provide direct assistance when required to tree planting projects at suitable sites such as those currently being delivered by EEAN at Tugwell Park and Sevenoaks Recreation Ground	Carbon capture and improved biodiversity.	Short Term 2020-2022	Medium Term 2023-2026	Long Term 2027-2030	Can be delivered using existing resources		The partnership work with Treebourne has been very successful with mass planting (11,000+ trees, whips, hedges and climbing plants) at Sevenoaks and Tugwell parks, winter season 20/21. Ongoing work on funding applications.	Green
Enabling Actions									
4.8	Develop pipeline of projects for biodiversity net gain and offsetting	Increase in biodiversity and projects enabled	Short Term 2020-2022	Medium Term 2023-2026		Can be delivered using existing resources		Regional network being established by LNP to further enable this. SELEP bid was successful	Green
4.9	Review land holdings for possible projects	Internal and Partnership projects enabled	Short Term 2020-2022	Medium Term 2023-2026		Can be delivered using existing resources	2022	Land & asset review is nearing completion.	Green
4.10	Develop a programme of works on EBC land to increase joining up of biodiversity corridors & ecological networks	Increase in biodiversity Improved well being of residents	Short Term 2020-2022	Medium Term 2023-2026		Resources to be determined		Successful recruitment to the Green Consultancy team. Work programme to be developed with our partners. EBC has joined the Sussex Nature Partnership Local Authority network which will bring further capacity and expertise.	Green
4.11	Support Changing Chalk bid and project if successful	Community ranger for countryside/nature/downland education and involvement	Short Term 2020-2022			Can be delivered using existing resources		National Trust have submitted the fudnign bid. Awaiting outcome.	Green

4.12	Continue to work with community groups, education and communication	Community groups encouraged and work progressed	Short Term 2020-2022	Medium Term 2023-2026	Long Term 2027-2030	Can be delivered using existing resources	On-going	On-going as resources allow- this is now very limited	Amber
4.13	Develop and adopt a Biodiversity Net Gain Technical Note	Developers have specific guidance to meet the biodiversity net gain requirement on all sites	Short Term 2020-2022			Can be delivered using existing resources	2022	See EBC Cabinet report 15/9/21 for biodiversity net gain TAN - COMPLETE	Green
4.14	Increase public access into Eastbourne Park	To enable opportunities for: appreciation of nature; educational experiences ; and outdoor exercise	Short Term 2020-2022	Medium Term 2023-2026		Can be delivered using existing resources	2024	Positive public feedback on the changes from tree and other planting at Tugwell and Sevenoaks and how new paths have been created, adding interest.	Green
Indicator		Method/data source	Outturn 2021						
BIO.1	Number of trees planted (as per CC.1)	Organisational records	Treebourne have planted 14000 trees 2020-21 EBC have planted 96 street trees 2020-21						
BIO.2	Biodiversity improvement/gain as a result of actions undertaken	TBC	N/A						
BIO.3	% net biodiversity gain achieved on development sites	TBC	N/A						
BIO.4	% of SSSI's (Sites of Special Scientific Interest) in a favourable condition	Local Authority Monitoring Report 2020 (update due Dec 2021)	2018/19= 71.4%						
BIO.5	Number of planning applications infringing on identified habitats, designated sites or reserves	Local Authority Monitoring Report 2020 (update due Dec 2021)	2018/19= 24						
BIO.6	% of housing units delivered on previously developed land	Local Authority Monitoring Report 2020 (update due Dec 2021)	2018/19 = 99.2%						
5. Food									
Action reference	ACTION	OUTCOME	TIMEFRAME		RESOURCES	Date for completion	Annual update November 2021		Status
Direct Actions									
5.1	Support local food growing initiatives by making suitable land available and incorporating it into our work with social housing tenants as part of DOHS	More residents can access local food and grow their own	Short Term 2020-2022	Medium Term 2023-2026		Can be delivered using existing resources		Following research - community growing policy and checklist under development. To be used for HRA land and for best practice across the Borough. Continued promotion of community food resources linking groups and projects with TOV (tenants magazine) and case workers and officers on the ground. Tenant engagement plans in development.	Green
Enabling Actions									
5.2	Support the EEAN Food Group in developing and meeting their aims, including enabling food networks	More residents have access to local food	Short Term 2020-2022	Medium Term 2023-2026	Long Term 2027-2030	Can be delivered using existing resources	On-going	As above and ongoing involvement with Food Partnership steering group.	Green
5.3	Support initiatives that promote or enable low carbon and nature-friendly farming locally eg South East Downs Farm Cluster	Although there is minimal agriculture within Eatsbourne itself- this wider working will facilitate local (Sussex) food production	Short Term 2020-2022	Medium Term 2023-2026	Long Term 2027-2030	Can be delivered using existing resources		Needs planning and resources	Red
5.4	Feed Back to Central Government on Environmental Land Management Scheme (ELMS)	Influences national policy	Short Term 2020-2022			Can be delivered using existing resources		Being provided directly by Lord Lucas and EEAN members/Greenpeace etc- feedback provided at the group meets - COMPLETE	Green
Indicator		Method/ data source	Outturn 2021						
FD.1	Area of land that has been made available for food growing	Council records	None to date						

6. Waste									
Action reference	ACTION	OUTCOME	TIMEFRAME			RESOURCES	Date for completion	Annual update November 2021	Status
Direct Actions									
6.1	Comprehensive public consultation exercise to engage residents in recycling more	Recycling rates increase- target of 45% for 21/22	Short Term 2020-2022			Can be delivered using existing resources		Comprehensive public consultation took place before AWC.- COMPLETE	Green
6.2	Review waste & recycling service provision to align them with the requirements of increasing recycling and decreasing residual waste.	We recycle more than we incinerate, and our collection methods and schedules enable that and champion it.	Short Term 2020-2022	Medium Term 2023-2026		Can be delivered using existing resources		Alternate weekly collections in some areas now underway. Awaiting recycling data post change to review impact.	green
6.8	Recycle damaged wheelie bins	Damaged bins do not add to waste stream but are recycled	Ongoing	Ongoing	Ongoing	Can be delivered using existing resources	Ongoing	This is now happening. Need to ensure it is maintained	Green
6.9	Continue with planned communications with regular emphasis on food waste reduction eg. 'How to use Christmas leftovers', and general reduce, reuse, recycle messaging	We recycle more than we incinerate, and our collection methods and schedules enable that and champion it. Recycling rates increase- target of 45% for 21/22	Ongoing	Ongoing	Ongoing	Can be delivered using existing resources	Ongoing	Reduce reuse recycle' regular emailed bulletin to residents. Tenant engagement planned regarding increasing recycling, wasting less. Eastbourne Carbon Neutral 2030 email bulletin is being regularly sent to residents.	Green
Enabling Actions									
6.3 (deleted-duplicate)									
6.4	Promote and enable the REFILL (and Plastic Free) campaign	The public has easier access to drinking water to reduce the need to buy single use bottles.	Short Term 2020-2022			Can be delivered using existing resources	On-going/periodically in summer months	Officers sit on board of spring water fest and actively engage with and facilitate activities within the town. 2 New water points facilitated at Council owned buildings along prom. June ECN2030 bulletin focussed on Plastic Free July.	Green
6.5	Continue to sponsor FREEGLE	Supports the re-use community and reduces waste	Short Term 2020-2022	Medium Term 2023-2026	Long Term 2027-2030	Can be delivered using existing resources	As and when budget allows	Budget has been requested to enable this to continue.	red
6.6	Help develop local reuse and repair schemes which divert waste, for example Freegle, Freecycle, repair cafes etc.	Encourages a local circular economy and these schemes provide the most help and benefit to people in greater need.	Short Term 2020-2022	Medium Term 2023-2026	Long Term 2027-2030	Can be delivered using existing resources	Ongoing	Re-use encouraged through RRR and ECN bulletins- Officers actively engaged with relevant charities	amber
6.7	Work with community groups to facilitate litter picks and when possible provision of equipment	We have a clean town	Ongoing	Ongoing	Ongoing	Can be delivered using existing resources	Ongoing	Engagement with community volunteer groups is key and working extremely well in Eastbourne - where the council provides equipment it can save carbon and money through reduced need to send out council operatives and vehicles- Fishing tackle waste boxes have been provided on seafront prom. Substantial volumes of waste are collected after community litter picks.	Green
	Indicator	Method/data source	Outturn 2021						
W.1	Total amount of waster produced	Waste data flow	2018/19 = 34,713 tonnes 2019/20 = 46,992 tonnes 2020/21 = 48,879						
W.2	% of waste recycled	Waste data flow	2018/19 = 35.2% 2019/20 = x % 2020/21 = 32.8%						

7. Climate Adaptation										
Action reference	ACTION	OUTCOME	TIMEFRAME			RESOURCES	Date for completion	Annual update November 2021	Status	
Direct Actions										
7.1	Complete the new Local Plan and ensure that planning policies and guidance reflect our carbon neutral ambition	New development is low carbon, energy efficient and is resilient to future climate change		Medium Term 2023-2026		Can be delivered using existing resources	2024	Technical Advice Notes are in place ahead of new local plan. New Local Plan will be finalised Autumn 2023. Updated Building Regulations will support this topic area	Amber	
Enabling Actions										
7.2	Ensure planning policy reflects the need to avoid substantial development on flood plain	Essential flood plain is retained and flood risk is minimised	Short Term 2020-2022	Medium Term 2023-2026	Long Term 2027-2030	Can be delivered using existing resources		Flood modelling in cooperation with Wealden District Council and the Lead Local Flood Authority has been commissioned	Green	
7.3	Develop and adopt guidance documents to help developers and property renovators to ensure their work makes homes resilient to climate change	People have the right information to ensure property is resilient to predicted climate change	Short Term 2020-2022			Can be delivered using existing resources	Is this completed if TANS in place?	Technical Advice Notes are in place ahead of new local plan. New Local Plan will be finalised Autumn 2023. Updated Building Regulations will support this topic area. To support corporately, signposting is on our website.	Green	
Indicator		Method/data source			Outturn 2021					
CA.1	Number of units approved contrary to Environment Advice regarding flooding	Local Authority Monitoring Report 2020 (update due Dec 2021)			2018/19= zero					
8. Carbon Capture										
Action reference	ACTION	OUTCOME	TIMEFRAME			RESOURCES	Date for completion	Annual update November 2021	Status	
Direct Actions										
8.1	Determine our method to enable local carbon offsetting	The residual borough emissions at 2030 are offset using local projects	Short Term 2020-2022	Medium Term 2023-2026		Methodology can be delivered using existing resources- Financial resources for offsetting to be determined and agreed as part of this work	2026	Proposal to SELEP from LNP & ESCC for regional approach. LGA Net Zero fund investigating alternative fund approach. Linked to 4.8	Green	
Enabling Actions										
8.2	Continue to provide project support for partnership projects, including expertise, volunteer management and fund raising support	Partners projects are enabled and supported to achieve multiple outcomes dependent on project	Short Term 2020-2022	Medium Term 2023-2026	Long Term 2027-2030	Can be delivered using existing resources	On-going where resources allow	Support is continuing where resources allow- active on-site assistance provided at recent Treebourne plantings. £1500 grant provided to Treebourne to assist with costs associated with planting projects.	Green	
8.3	Provide suitable land to enable tree planting and re-wilding	Carbon capture through trees, increased biodiversity, improved mental wellbeing, increased summer shading	Short Term 2020-2022	Medium Term 2023-2026			On-going where resources allow	Land made available at Tugwell Park and Sevenoaks Rec Nov/Dec 2020 to Jan-March 2021. Ongoing support to Treebourne. Small site identified at Old Mansion Close. LNP mapping project for woodland opportunities may provide options for offsetting etc.	Green	
Indicator		Method/data source			Outturn 2021					
CC.1	Number of trees planted (as per BIO.1)	Organisational records			Treebourne have planted 14000 trees 2020-21 EBC have planted 96 street trees 2020-21					
CC.2	Value of annual offsets	TBC			£ = None Carbon offset = 0 tonnes					